



W. K. Kellogg Foundation Grant Project: New Tools, New Vision 2: Local People, Solving Local Health Problems

August 1
2011

NTNV2 conducted research in the College Heights and College Park communities utilizing the household survey tool. The research team and community residents attended the GSU Public Health – Evaluation Team’s Conducting Household Survey Training and completed the NIH Human Participatory Research Course for certification to complete the door-to-door survey.

Household Survey Analysis

Analysis assembled by Amber Bell, AGTFC Research Assistant.

Research Team: Jacqueline Jenkins, Epidemiologist; Principal Investigator, Torrey Knight, MPH; Amber Bell, AGTFC Research Assistant; and Danielle Blackwell, NTV2 Community Coordinator.

Household Survey Interviewers and Participant Recruiters: Research Team; Joanne Gates, NTV2 President, Elwanda Coston, NTV2 Secretary; Barbara Banks, NTV2 Program Coordinator; Barbara Robinson, NTV2 Member; and Rebecca Reid, AGTFC Administrative Officer.

Research Participants: College Heights and College Park Residents

NTNV2 Household Survey Analysis published by Albany, GA Tools for Change, Inc.

There are a total of *one hundred-sixty eight* homes between the College Heights (CH) and College Park (CP) Communities, *one hundred-twenty eight* in College Park and *forty* in College Heights. A total of *fifty* homes were surveyed, *thirty-six (72%)* College Park homes and *fourteen (28%)* College Heights homes. When comparing the two communities no true discrepancies in community concerns or illnesses were found. Age is the only notable difference between these two communities; the College Park Community tend to be younger compared to the College Heights Community. Another difference between the two communities is the amount of time residents have lived at their property, College Heights residents have lived at their property longer than College Park residents.

Question 1. Total Number of person in Household

2-3 persons per household is the average number of persons in a household for the College Heights/College Park Communities.

Question 2. Number of household members under 18 years of age

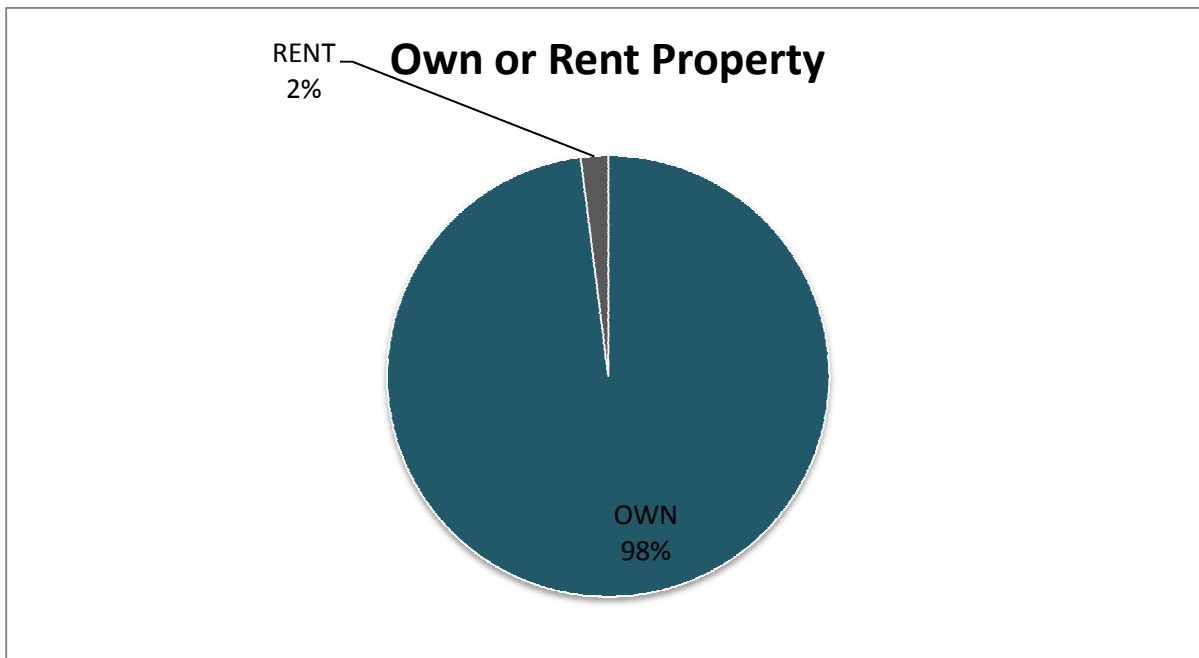
About twenty percent of the survey respondents have household members under the age of 18

Question 3. Number of household members over 65 years of age

About thirty-two percent of the survey respondents have household members over the age of 65

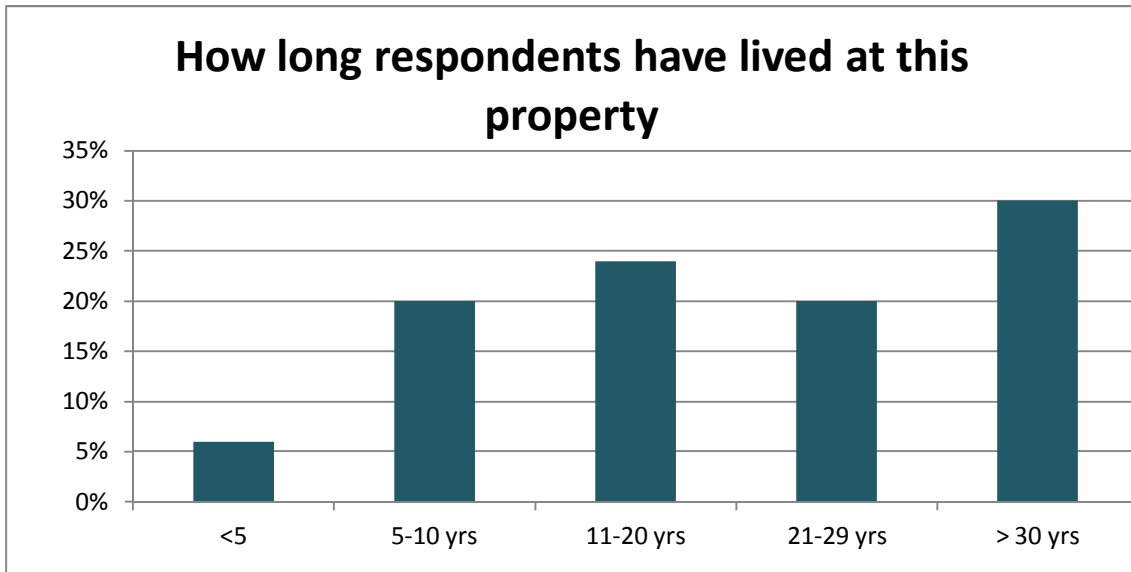
Question 4. Do you own or rent your property?

When asked if they own or rent their property, ninety-eight percent of the respondents reported that they owned their property.



Question 5. How long have you lived at this property?

When asked how long respondents have lived at this property six percent reported less than 5 years, twenty percent reported 5-10 years, twenty-four percent reported 11-20 years, twenty percent reported 21-29 years and thirty percent reported 30 years or more.



Question 6. What is your race and ethnicity?

100% of the survey participants are African American.

Race and Ethnicity	Count
African American	50
White	0
Hispanic/Latino	0
Hawaiian/ Pacific Islander	0
Native American	0
Other	

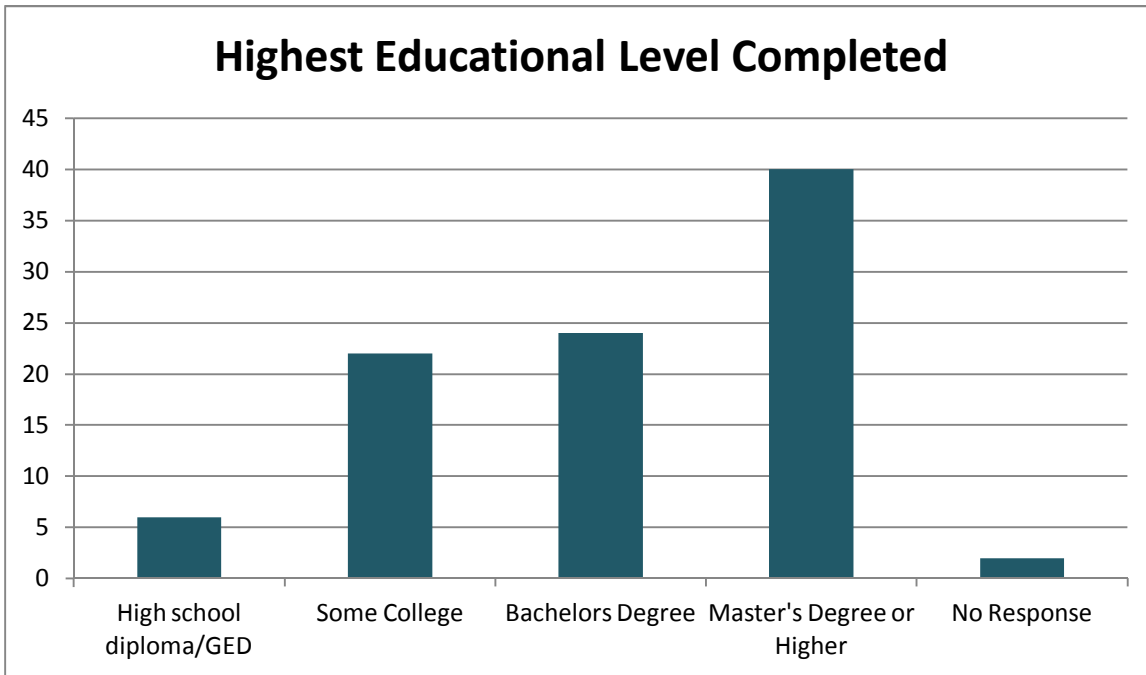
Question 7. What language do you normally speak at home?

100% of the survey participants speak English at home.

Language	Count
English	50
Spanish	0
Other (Specify)	0

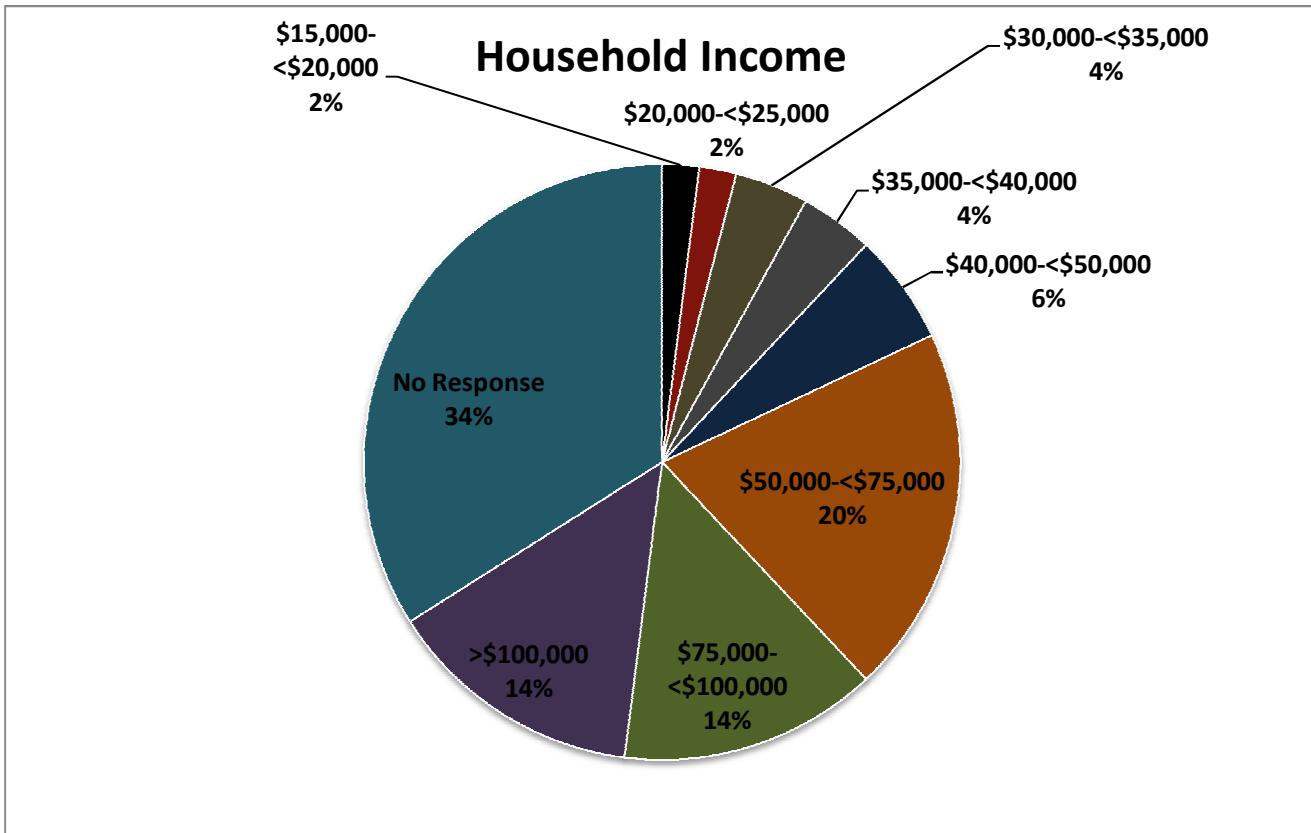
Question 8. Highest educational level completed

The majority of the respondents reported to have a Master's Degree or Higher (40%), Twenty-four percent of the respondents have a Bachelor's Degree, twenty-two percent have some college and twelve percent of the respondents reported to have a High School Diploma/GED. Two percent of the respondents provided no information for this question.



Question 9. Household Income

Forty-eight percent of respondent's household income is greater than \$50,000, fourteen percent of the respondents reported their household income to be \$30,000-\$50,000, and less than five percent of the respondents reported that their household income is less than \$30,000. Thirty-four percent of those surveyed did not respond.



Question 10. Have you or any of the household members had any of the following conditions since residing in this community?

The top concerns in this area for the CH and CP Communities are: Allergies (36), Arthritis (22), Hypertension (26) and Gastrointestinal Problems (19)

Health Issues	Member 1	Member 2	Member 3	Member 4
Asthma	3	3	1	
Emphysema	1	1		
Chronic Bronchitis	3	3		
Chronic Obstructive Pulmonary Disease (Lung Disease)	3	3		
Cancer (any type)	5	1		
Allergies	16	12	6	2
Rashes (describe)	6	4	2	
Arthritis	16	6		
Gastrointestinal Problems	10	9		
Liver Disease or problems	3	1		
Diabetes	7	4	1	
Hypertension	15	9	2	
Heart Disease	5	5		
Immune System problems	4	2		
Reproductive Problems	2	4		
Neurological Problems	1	3	2	
Depression/ anxiety	5	4	1	
Eating Disorder	3	1		
Mental health illness diagnosed	1	2		
Behavioral Delays (Children)				
Developmental Delays (children)	0	0	1	1
Inadequate nutrition (children)				
Other (Describe)				

Question 11. Has anyone in your household been unable to get enough physical activity due to any of the following?

Responders reported limited access to paved trails or sidewalks as the underlying issue to the inability to get enough physical activity in the College Heights/College Park Communities.

Issue	Member 1	Member 2	Member 3	Member 4
Overweight/ Obesity	6	3		1
Physical Limitations, Specify:	5	4	1	1
Unaddressed medical issues, Specify:	1			
Lack of recreation programs/facilities	9	5	4	1
Lack of nearby playgrounds	11	6	6	
Limited access to paved trails or sidewalks	18	10	5	2

Question 12. Do you believe any of the following issues are problems in your community?

The top areas of concerns for the participants are community safety (i.e. street lights, sidewalks and neighborhood watch) and facilities to engage in physical activities (playground/park and clubhouse)

Issue	Yes	No	Don't Know
Tobacco use is not a problem in my community	10	21	19
Alcohol/other drugs are not problems in my community	8	22	20
Lack of street lights	31	19	
Lack of playground/park	35	12	3
Lack of club house	30	17	3
Lack of police patrol	20	26	4
Lack of sidewalks	36	10	4
Lack of community involvement i.e. Neighborhood Watch	26	19	5

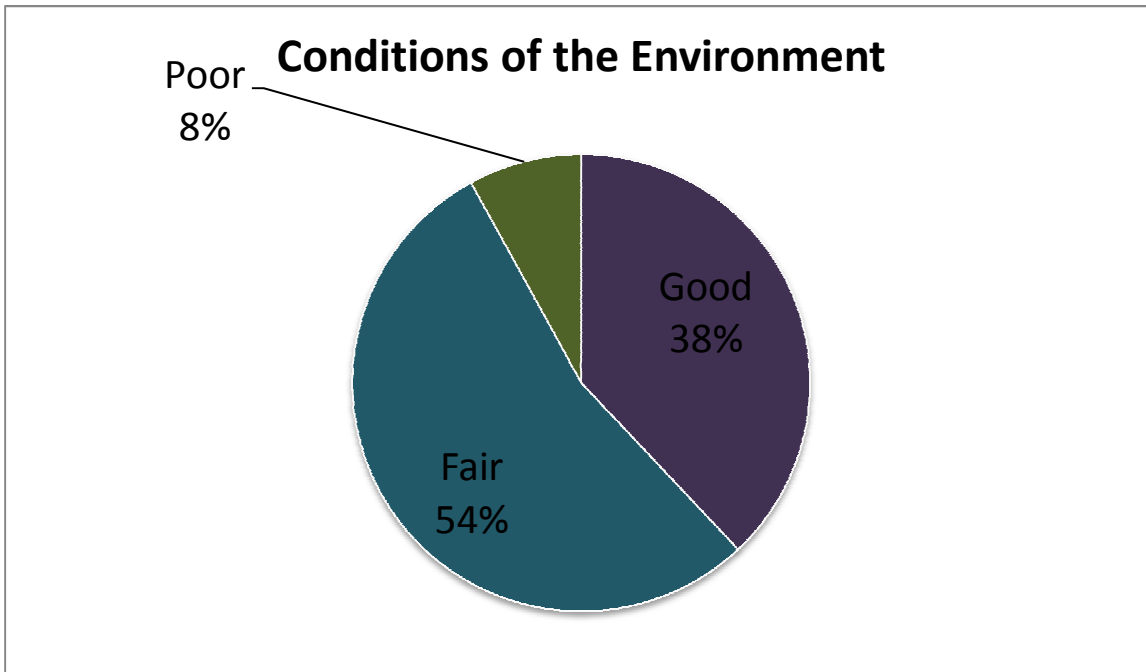
Question 13. What do you think are the THREE most important overall health problems in your community? (Please select only three)

The three most important overall health problems in the College Heights/College Park Communities are: water drainage, water quality (drinking), air quality, cancer and street lights.

Issue	Count
Air quality	18
Water quality (drinking)	19
Soil contamination	7
Water drainage	23
Poor nutrition	1
Childhood obesity	5
Children's health issues	0
Lack of care/supportive services for elderly	3
Affordable health insurance	5
Access to healthcare (physicians)	3
Neighborhood crime	3
Street lights	11
Family violence	1
Heart disease	0
Diabetes	4
Cancer	11
Asthma	3
Education on health and wellness issues	7
Other, specify:	
Other, specify:	

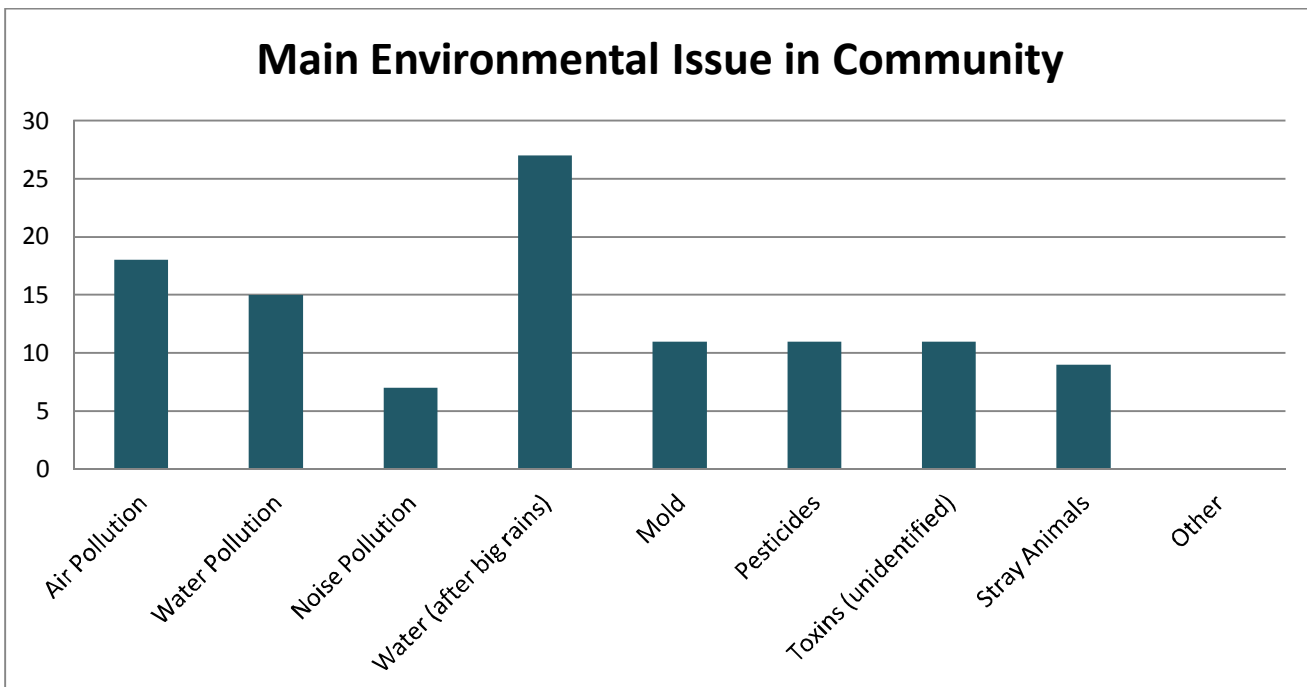
Question 14. Do you think the condition of the environment within your community is?

The majority of the respondents reported that the condition of the environment in their community is fair (58%). Thirty-eight percent reported that the condition of the environment is good and eight percent reported the condition of the environment is bad.



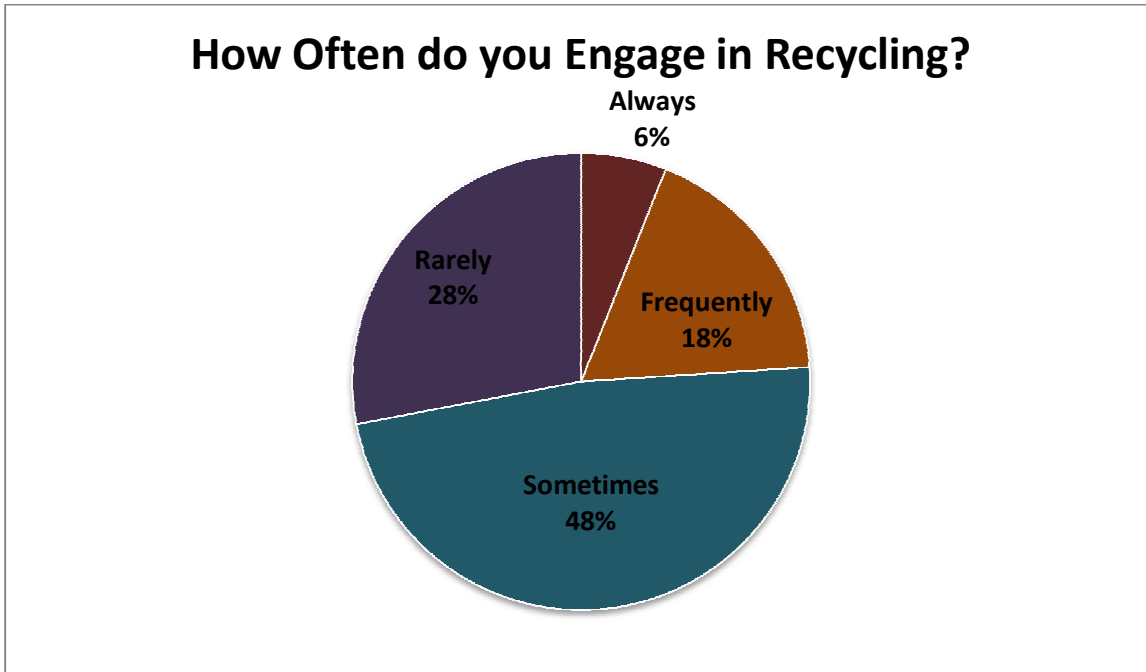
Question 15. What do you think is the main environmental issues in your community? Check all that applies

Water (after big rains) is the main environmental issue reported by respondents in the College Park/College Heights Community.



Question 16. How often do you engage in recycling? (paper, aluminum, plastic)

When asked how often respondents engage in recycling twenty-eight percent reported rarely, forty-eight percent reported sometimes, eighteen percent reported frequently and six percent reported that they engage in recycling always.



Question 17. What steps have you as individual taken to protect the environment?

Steps	Count
Recycle	30
Reuse	28
Influence others to conserve	9
Conserve	21
Volunteer	16

Question 18. What is your opinion on the role of the government in protecting the environment?

Role	Count
Enforcement of standards on air pollution, water pollution, etc	41
Fast food establishments should utilize biodegradable containers and utensils	25
Proper supervision of potential environmental toxins	31
Rationing of water in dryer areas	7

Question 19. My community has adequate:

When asked if their community has adequate relationship among neighbors thirty-six out of fifty agreed, ten disagree and four are not sure.

When asked if their community had adequate community support groups twenty-nine out of fifty agreed, fifteen disagreed and six were unsure.

When asked if their community had an adequate disaster response plan six out of fifty agreed, thirty-one disagreed and thirteen were not sure.

When asked if their community had adequate growth and development plans fifteen out of fifty agreed, twenty disagreed and fifteen were not sure.

	Agree	Disagree	Not Sure
Relationship among neighbors	36	10	4
Community support groups (community action groups)	29	15	6
Disaster response plan	6	31	13
Growth and development plans (community planning)	15	20	15

Question 21. Would you be interested in receiving more information about the work New Tools New Vision 2 is conducting in your community?

Ninety percent of those surveyed reported that they would like to receive more information about the work if NTNV 2. Six percent reported that they would not like to receive more information and four percent did not provide a response for this question.

